

Common security features for the \$1, \$5 & \$10 banknotes

Front features


See-through feature

Hold the note up to the light and you will find a complete image. Each denomination has its own image.



Novel serial numbering

The unique serial number of each note appears in the upper left and lower right on the front of all denominations. The digits of each number are progressively made larger.




Watermark of Turtle

When held up to the light, a watermark of the turtle is visible on each denomination.



Electrotype

When held up to the light, "CIMA" will appear horizontally for the lower three denominations and vertically for the top three denominations.




1.4mm Security Thread

The 1.4mm security window thread is present on the lower three denominations with the text "CIMA".



Two signatures

The signatures of the Minister of Finance and Managing Director.



Iridescent Band


Present on the front of the lower three denominations only, this feature becomes visible when the note is tilted.



\$10 banknote. Main colours: Bright red with violet and dark grey



Landcrab



Wild Banana Orchid

Back features


See-through feature

Hold the note up to the light and you will find a complete image. Each denomination has its own image.




Gemini

In daylight the feature appears to be one single colour but appears two colours under ultraviolet light.



Watermark of Turtle

When held up to the light, a watermark of the turtle is visible on each denomination.



Common security features for the \$25, \$50 & \$100 banknotes

Front features


See-through feature

Hold the note up to the light and you will find a complete image. Each denomination has its own image.



Novel serial numbering

The unique serial number of each note appears in the upper left and lower right on the front of all denominations. The digits of each number are progressively made larger.




Watermark of Turtle

When held up to the light, a watermark of the turtle is visible on each denomination.



Electrotype

When held up to the light, "CIMA" will appear horizontally for the lower three denominations and vertically for the top three denominations.




Holographic stripe

Present on the front of the upper three denominations. When tilted, one image appears to move in the background.



Two signatures

The signatures of the Minister of Finance and Managing Director.



\$100 banknote. Main colours: Orange with brown and red



Cayman Schooner



Financial Centre

Back features


Latent image

When viewed at a shallow angle in the light, a number appears which is specific to the denomination.



Mask

When held up to the light the denomination will appear.




See-through feature

Hold the note up to the light and you will find a complete image. Each denomination has its own image.




Gemini

In daylight the feature appears to be one single colour but appears two colours under ultraviolet light.



Embedded thread

Present on the upper three denominations. 0.75 mm embedded security thread.




Other banknotes in the series

\$1 banknote. Main colours: Sea blue with violet and orange



Angel Fish



The Bluff - Cayman Brac

\$5 banknote. Main colours: Dark green with olive green and bright green



Hawksbill Turtle




Cayman Parrot

\$25 banknote. Main colours: Dark brown with light brown and orange



Shell




Hawksbill Turtle


\$50 banknote. Main colours: Dark purple with light purple, dark green and dark red



Stingray



Stingray



Cayman Islands Monetary
Authority Banknotes

Common Security Features

Cayman Islands Monetary Authority

PO Box 10052, Grand Cayman KY1-1001
CAYMAN ISLANDS

Direct: (345) 244 1694

Main: (345) 949 7089

Fax: (345) 946 7877

Email: contactcurrency@cimoney.com.ky

Web: www.cimoney.com.ky